

Summer Corral

1961 SUMMER BOOSTER PROGRAM

1960 1961

JULY 3

JULY 2

JULY 10

JULY 9

JULY 17

JULY 16

JULY 24

JULY 23

AUG. 7

JULY 30

AUG. 14

AUG. 6


AUG. 21

AUG. 13


AUG. 28

AUG. 20

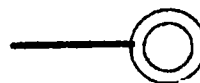
AUG. 27



SPONSORED BY FOURSQUARE SUNDAY SCHOOLS



KEEP YOUR BOYS AND GIRLS IN THE SUNDAY SCHOOL CORRAL THIS SUMMER! We believe you'll not only keep them there with our 1961 summer booster program, but you will also add others to their number. "Summer Corral" is western in background and as such will have definite appeal to the younger generation. The general consensus of opinion by most Sunday school specialists is that if you have a strong program for children in the summer time, you will hold the adults also. HOWEVER, adults are just children grownup! They like action and color too. You will find action un-paralleled in "Summer Corral". We have done our very best to keep the program short and to the point. Many teachers and leaders in your Sunday school will be taking a scheduled vacation during this period. Only a simple, easy to execute contest will work. We are confident that as you put these ideas to work you will find that at the end of the summer, you have a full SUNDAY SCHOOL CORRAL.



SUMMER CORRAL CONTEST OUTLINE

A. The contest covers the nine Sundays of July and August which will be specified as follows:

- July 2 Branding Day
- July 9 Round Up The Strays
- July 16 Everyone Rope One
- July 23 Western Dress Up
- July 30 Church Wagon Day
- August 6 Neighborhood Roundup
- August 13 Family Corral
- August 20 Chuck Wagon Day
- August 27 County Fair Day

B. The following western terminology will be used throughout the contest:

- The Sunday School EL RANCHO 4 SQUARE
- Pastor. RANCHER
- Superintendent. HEAD-FOREMAN
- Outfit leaders. FOREMEN
- Outfits BUCKAROOS, BRONCOBUSTERS, WRANGLERS
- Sunday School members TENDERFEET at the beginning of the contest. By an accumulation of points may be promoted to COWBOY or COWGIRL and finally to TOPHAND

BUILDING YOUR CORRAL

We cannot ignore the preliminary steps of preparation if we would SUCCEED!

For the very best results:

1. Select three people to head the committees listed below. We recommend that the committee heads selected, have the privilege of choosing 2 to 4 persons to work with them. Each committee head should be charged with the responsibility of the work under his direction.

- a. Decoration. Ideas and suggestions are given you at the back of this manual for western decoration.
 - b. Promotion. You'll need a "go-getter" to head this committee. In order to keep interest running high through the months of July and August, it will take constant thought and attention.
 - c. Awards - Recreation. This is an important area. A dependable person heading this committee will relieve the Sunday school superintendent of many additional details.
2. Appoint three leaders to act as the Formen of the Outfits. You will want to announce these names at your first planning session. Several things are to be considered in their appointment.
- a. Faithfulness. This is summertime. Only workers who are consistently present during your Sunday school session should be considered.
 - b. Leadership. Select the three best leaders from your workers to head the three outfits.
 - c. Representation. Variety in leadership provides interest to all concerned. If you have a number of people from which you might select these three leaders, bear in mind the age, sex and personality. For instance, if you have a good man, it isn't advisable to appoint three women.
 - d. Consecration. Regardless of the other three qualifications, your leader **MUST BE CONSECRATED**. Unconsecrated leadership will **HURT** your Sunday school not help it.
3. Arrange for your committees to meet in pre-planning sessions as well as throughout the contest. Your three Foremen will comprise one of these committees.
4. **CONDUCT PLANNING CONFERENCES** with all your Sunday school workers well in advance. Your contest will begin July 2. Present the "Summer

Corral" program to your Sunday school staff at your May worker's conference if possible. In this way, you will be able to reach your entire staff before vacations begin. A detailed planning conference, explicitly for "Summer Corral", will be needed early in the month of June; preferably the first week.

5. CHART OUT YOUR VACATION PERIOD. Since the vacation period is usually a problem to the Sunday school superintendent, we suggest that you distribute mimeographed forms to all your staff members at your APRIL WORKER'S CONFERENCE allowing space to be filled in as to vacation preference. It is also advisable to list the three weekends that vitally affect the Sunday school during the vacation period - Memorial Day, Fourth of July and Labor Day. Some of your workers will not receive a scheduled vacation, but will plan to take some or all of these week-ends.

SUNDAY SCHOOL STAFF VACATION CHART

Name	Class	Department	Vacation Period (Include Sundays)	Memor- ial Day	4th July	Labor Day
1.						
2.						
3.						
4.						
5.						
6.						
7.						
8.						
9.						
10.						
11.						
12.						
13.						

Select sufficient substitute workers who would be capable of filling in during the various vacation periods. Order extra teacher's quarterlies for the vacation period and distribute them to your substitutes, you will find the task of supplying the classes will be simpler.

6. ORDER A "SUMMER CORRAL" MANUAL for each one of your teachers and officers. Insist that each one of your staff read the manual thoroughly and work out the ideas suggested. If each worker has a manual, they will automatically have a pattern for the western decorations and ideas included in the program.

ORGANIZING THE "OUTFITS"

Several different methods can be used to decide which outfit your Sunday school members will join. We list a few of these as follows:

1. "Branding Pit". Using western decorations, prepare a "Branding Pit" in the hallway or foyer in front of your assembly room. The three foremen of the "Buckaroos", "Broncobusters" and "Wranglers" will be present to brand all incoming members into their outfits; e.g. the first member entering the door will be branded "Buckaroo", the second "Broncobuster" and the third "Wrangler". The sequence will be repeated over and over until everyone is in an outfit. If your Sunday school is departmentalized, a "Branding Pit" should be set up for each department. Further ideas on "branding" are given in the programing for July 2.
2. "Get your cowboy hat". If you do not wish to use the "branding" method, use the cowboy hat as an alternate idea. A pattern for this is included in the pattern section, figure 1. Hats will be as follows.
 - a. Buckaroos yellow hat
 - b. Broncobusters . . red hat
 - c. Wranglers green hat

The same general plan may be used for distributing the hats as suggested for branding.

3. The very simplest way of choosing members for each team is to have your class or department number off 1,2,3. All the ones will be "Buckaroos", the twos "Broncobusters" and the threes "Wranglers".

BUNKHOUSE COMPETITION

If you wish to have competition between classes give each class a bunkhouse name. Here are a few suggestions:

- a. Bar NONE
- b. F Q 4 (Foursquare)
- c. Oldtimers
- d. Mavericks
- e. Bible Toters
- f. Tophands
- g. Trailblazers
- h. Hitching Post
- i. The Listening Post
- j. The NINERS (All members who pledge to be there every one of the nine Sundays)

COWBOY - COWGIRL COMPETITION

All Sunday school members will start on the first Sunday, July 2, as TENDERFEET. To be promoted to Cowboy - Cowgirl and Tophand, points must be made as follows:

500 points to become COWBOY or COWGIRL

1000 points to become TOPHAND

Points are given for individual competition as follows:

200 points for bringing a new tenderfoot to Sunday school (one who has never been there before)

350 points when the tenderfoot comes to Sunday school the second time.

400 points for the third time he attends, which makes it possible to accumulate a total of 950 points by bringing the same person three Sundays. We do want NEW MEMBERS so we feel it is wise to stress this particular point.

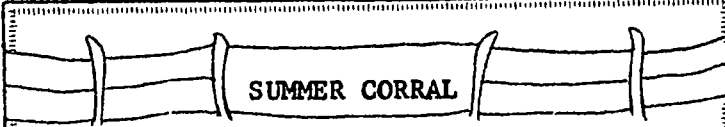
100 points for bringing back a "stray"; a member who has not been in your Sunday school for four consecutive Sundays.

100 points for bringing a mother or a father who is not enrolled in your Sunday school and does not regularly attend. We feel it wise to emphasize the bringing of parents. Statistics support us when we say that UNLESS WE WIN THE PARENTS, WE HAVE VERY LITTLE CHANCE OF HOLDING THE BOYS AND GIRLS.

25 points for individual attendance during the Summer Corral drive

COWBOY'S AND COWGIRL'S CODE CARDS

Make up the following Code Cards for every member of your Sunday school and arrange for a special Code signing at the close of the general assembly on July 2. Signing a card will even help a small boy or girl to be more faithful in attendance during the vacation months of July and August.

 <p>SUMMER CORRAL</p>
<p>As a member of the Summer Corral, I pledge before God, to do my best to be in my Sunday school class every Sunday during July and August.</p>
<p>TENDERFOOT _____</p>

GENERAL COMPETITION BETWEEN "OUTFITS"

Points for the three "outfits" will be accumulated as follows:

- 1 point for each person who remained for church or the extended session
- 2 points for each person present for Sunday school
- 1 point for each Bible plus 5 points extra to the outfit with the most Bibles each Sunday morning.
- 1 point for each dollar in the Sunday school offering
- 25 points for each new "tenderfoot" brought to Sunday school. The new tenderfoot may count 25 points or a total of 75 points

if he attends three consecutive Sundays.

1 point for each dollar in the Sunday school missionary offering.

Note: To keep proper track of points for finances, pass the offering plates in a general assembly when your three outfits are sitting together in units.

10 points extra for the outfit with the largest missionary offering.

WESTERN MUSIC FOR SUMMER CORRAL

(Tune - Don't Fence Me In)

In the heat, don't be beat.
Keep a record that is neat.
Boost Sunday School.
Don't be caught when it's hot
Sleeping late upon your cot.
Boost Sunday School

In the Foursquare Corral you will find
your places.
Be there for sure and show your
shining faces
Don't clutter records up with absentee
cases
Boost Sunday School.

(Tune - Walkin' and Talkin' with Jesus)

We're working pardners with Jesus.
We're working pardners with our Lord.
We round them up in school,
Classmates, friends and neighbors too.
Oh, we're working pardners with our
Lord.

(Tune - O My Darling, Clementine)

Years ago when I was lazy,
Sunday mornings I would sleep.
Sleep 'til noon, then read the funnies
You can see that I was "deep".

Other Sundays I would jump up.
Mow the lawn and fix the car.
Then we'd take a ride in traffic,
Streaking like a shooting star.

Then one day I read the Bible,
And it stated very plain.
"To be God approved, then STUDY,"
So to Sunday School I came.

Chorus:

Every Sunday, every Sunday
In the good old summertime.
There in Sunday School you'll find me.
Every Sunday, just past nine.

You may wish to secure the Christian Western Album by John Peterson. Our Foursquare Book Shop carries this album, and it may be ordered direct from them. This Christian western music can be played on your record player as a prelude to the opening of your Sunday school session during the Summer Corral drive. Care should be exercised in the type of western music selected for such playing. It should be Christian in nature. We do not wish to create a hilarious, gun-shooting atmosphere contradictory to the main purpose of Sunday school itself - the teaching of the Word of God. ALL GUNS SHOULD BE BANNED! However, it might be wise to have a table where guns may be checked in case any should be brought.


Western Choir. An interesting feature during the summer period would be the formation of a western choir comprised of any age-group desired. The group most interested would undoubtedly be junior age boys and girls ages 9 to 11. All of them may wear the same color kerchiefs, sit on the platform and sing each Sunday morning during the opening period of Sunday school. It would be most appropriate to have these boys and girls introduce some of the specially written songs for Summer Corral. Such a choir could well become a permanent addition to your Sunday school and prove a real blessing.

CORRAL SUNDAYS SCHEDULE

July 2 - Branding Day

In the cow-country, cattle are branded in order that the owner may know them. Often the brand is the owner's name. If the cattle stray away or are stolen, the owner can easily identify them by their brand. We suggest that all "tenderfeet" be branded on this first Sunday with the brand of their outfit.

- A. Branding iron. At any printing establishment you can have a rubber stamp prepared as per this sample for each outfit leader.



The rubber stamps should have handles so they can be used easily. Secure if possible three stamp pads - green, red and yellow; one for each outfit. If you cannot secure yellow, you will have to use an alternate color. The top or inside of the hand may be stamped; If this is objectionable, we recommend that you prepare tags and

stamp them at the branding table; as each member enters, pin one on him.

- B. **Cowboy Hat Tags.** As has already been suggested under "Organizing the Outfits", Cowboy Hat Tags may be used as a means of identifying the outfits in place of branding. Do whatever seems best for your school.

July 9 - Round Up the Strays

Every Sunday school has those who occasionally stray away from the Sunday School Corral. Between July 2 and 9, we want to round them up. There are many ways you might use - here are a few:

- A. Use the "Walkie-Talkie" method. No better way has ever been devised to round up strays than making a direct contact in the home. Your boys and girls particularly will be tremendously interested in Summer Corral. It's the kind of excitement and color they love. You'll have a strong talking point when you visit in the home. Many a boy or girl has kept Mom and Dad from doing something else on Sunday so they could go to Sunday school and not miss the contest!
- B. Use the "Call 5" method. Divide your strays into lists of five each. Duplicate these lists and hand them out to your entire Sunday school. Every "stray" should have several telephone calls urging him to be present in the summer corral. Urge your people to continue calling their five strays on the telephone until they make contact with them.
- C. Use "Uncle Sam's" method. Ask the teachers to shop around for clever "missed you" cards. Have the members of your class sign these cards on July 2 - mail them by Wednesday for Round Up The Strays Sunday.

July 16 - Everyone Rope One

Prepare a small card with cord or twine attached (see pattern section, figure 2). Every person present on July 9 should receive one of these cards. The idea is very simple. The person is to seek until he finds someone who will promise

to come to Sunday school July 16 for him. The card should be pinned to the lapel or dress of the person invited and worn to Sunday school. In this way there will be no argument or discussion as to who will have the honor of claiming the new "tenderfoot".

Brand or tag with a cowboy hat all the new "tenderfeet". The tenderfoot will automatically go into the outfit of the person who invited him. Reward those who "roped one" as well as the ones they "roped".

July 23 - Western Dress Up

Everybody likes to dress up! However, no one enjoys dressing up quite as much as boys and girls. Award them as follows:

1. The best cowboy costume (ages 0-11)
2. The best cowgirl costume (ages 0-11)
3. The most typical western boy (ages 12-24)
4. The most typical western girl (ages 12-24)

If you wish to do so, interest might be created by announcing the previous Sunday that a "do it or consequences" law had been enacted for July 23. In order to be free of the "consequences" everyone including adults must wear something that could be considered western. Some of the consequences could be:

1. Special offering for missions
2. All the "consequencers" singing a special choral number for the closing assembly. Suggested song: The Summer Corral song to the tune of "O My Darling, Clementine"
3. Loss of rank. If through the gaining of points they have been promoted to the status of Cowboy or Cowgirl, they will be "busted" to tenderfoot. If you wish to do so, why not have one of your men wear a sheriff's badge and announce the new law enacted for July 23.

July 30 - Chuck Wagon Day

This should be reward day for all those who have not missed one Sunday since "Branding Day". This will allow for some absentees on July 2 and the 4th of

July weekend. We suggest that you set up the "Chuck Wagon" outside the rear of your church or Sunday school building. You will need the following to create a chuck wagon appearance:

1. Wagon wheel, if one can be secured from a local farmer or borrowed from a secondhand shop.
2. Brown wrapping paper to make a circular like back of a covered wagon.
3. Heavy wire to be shaped into a half-circle for the rear opening of the wagon.
4. Anything western for color such as boots, saddle, kercheif, guitar, cowboy hat, large campstyle coffee pot, lariat, gauntlets, spurs, horse shoes.

The Foremen of the three outfits will give out eatable type awards to those who have been present in Sunday school for four Sundays - candy, cupcake, punch and cookies. (Ideas may be gathered for the chuck wagon from the covered wagon poster idea in the pattern section, figure 3.)

August 6 - Neighborhood Roundup

Boys and girls roundup. This is summertime so organize your boys and girls into daily roundup teams. If you have enough children and youth through Junior High to do so, divide them up into five teams with 10 on each team. They will go out each day of the week with a teacher as an adult leader. Just a word of warning. Due to recent unfortunate happenings, it is not advisable to allow children to go door to door even in broad daylight. Be sure a teacher escorts them in their roundup work. Each team should have a name (typically western). From the various western patterns in the last part of this program, prepare a colorful invitation to be distributed by the children as they go out. The teacher in charge of each team will keep a record of the streets on which the children do their round up work. People will be invited in the name of the team of children working. (Team name can be written on the invitation folder). This work will be done between July 30 and August 6. The winning team will be decided by the most visitors coming

for that team on August 6. Special honor and recognition, as well as a small award should be given to each Roundup member of the team.

August 13 - Family Corral

100 points are offered to every boy or girl who is successful in bringing a Mom or Dad to Sunday school, providing the parent is not enrolled or regularly attending the Sunday school. 200 extra points will be given if both the mother and father are present on "Family Corral" day. If there is more than one child for the family present, 200 points will count for each child.

Honor all those with the complete family present. Most families appreciate being presented with a family picture. If you do not have a photographer in the church, give a gift certificate to a nearby studio where the picture can be taken. An alternate suggestion would be to secure a Poloroid camera - take the picture and present it immediately. Such a camera can be rented for the weekend from your local camera shop.

August 20 - Chuck Wagon Day

Arrange this similiar to the one on July 30 with this exception: those who have been present all seven Sundays should receive something special from the "Chuck Wagon" while those who have not missed a Sunday since last Chuck Wagon Day receive something of less value.

August 27 - County Fair Day

This will be the last day of SUMMER CORRAL and we want it to be a real big one! We suggest that you prepare triangular Summer Corral pennants as shown in the pattern section, figure 4, and string them across the front of your assembly room. Select one of your older men as Chairman of the Fair. You will also need three Judges to decide on the winners in each area.

Prepare Award Ribbons in three colors:

1. Blue - first prize
2. Red - second prize
3. White - third prize

Give awards to the following:

1. Children's area (age 0-11)

Tophand with the highest accumulation of points

Teacher with the best increase in average attendance over last year

2. Youth area (age 12-24)

Tophand with the highest accumulation of points

Teacher with the best increase in average attendance over last year

3. Adult area (age 25 and up)

Tophand with the highest accumulation of points

Teacher with the best increase in average attendance over last year

4. Winning Outfit (Prepare a very special gold ribbon award to be

presented to the foreman of the of the winning outfit.)

5. Winning Class Member. If your Sunday school is small you may wish to

have competition within the class. In this case, we suggest that

each child or teenager have his own corral (made out of construction

paper). For every 100 points he accumulates, he will receive another

"dogie" for his corral. On County Fair Sunday, the "dogies" will

be counted and the person with the most will receive a special prize

(award). Pattern for a "dogie" is given in the pattern section,

figure 5.

* * * * *

P U B L I C I T Y

1. SUMMER CORRAL POSTER CONTEST. During the month of June, conduct a poster contest among your teenagers. Offer the following awards for the best Summer Corral posters in the following categories:

- a. The most eye-catching poster.
- b. The most unusual.
- c. The best western poster.

The publicity engendered by the contest will acquaint your Sunday school with the coming summer booster program.

2. WESTERN COLOR. Decorations depicting a western setting will enthuse your people, and especially the boys and girls, as nothing else will. The Sunday school assembly rooms, class rooms and entry halls should have some kind of western color such as: Western kerchiefs, saddles, spurs, boots, cowboy regalia, lariat, gauntlets, guitar, wagon wheel, horse shoes, covered wagon, etc.

3. SUMMER CORRAL POSTERS. These posters will be very effective boosters if placed conspicuously throughout the entire Sunday school. Distribute them liberally in your community. Remember, if you only post them in your local church and Christian education areas, you will not reach the outsider.

4. LIFE-SIZE COWBOY. Prepare a lifesize cowboy dummy. Clothe him with the latest accepted western clothing. He could hold a poster or placard advertising Summer Corral. He'll attract real attention on the outside of your building.

5. NEWSPAPER WRITE-UP. Your Church Editor will be interested in this effort to keep boys and girls in Sunday school during the summer. Due to the popularity of western programs, etc., your newspaper will undoubtedly have western illustrations or cuts that could be used to give color to your write-up.


6. PONY ADVERTISING. If you want all the boys and girls in the neighborhood surrounding your church to get excited about SUMMER CORRAL, RENT A PONY! Have one of your small "cowboys" ride the pony. Be sure the pony carries some Summer Corral posters. The pony can lead a parade of your Sunday school children in western attire. Children will carry posters advertising the summer booster drive.

MISCELLANEOUS IDEAS

Neighborhood Round-up Club. You can organize several neighborhood Bible Clubs during the week in various sections of your city as auxiliary additions to your Summer Corral program. Most parents appreciate any effort of the Sunday school and church which helps them keep their children off the street and constructively occupied. The club should be organized similiar to the Summer Corral; if conducted right, will feed it.

Awards for Bringing Visitors to Sunday School. We give you just a few of the many ideas available:

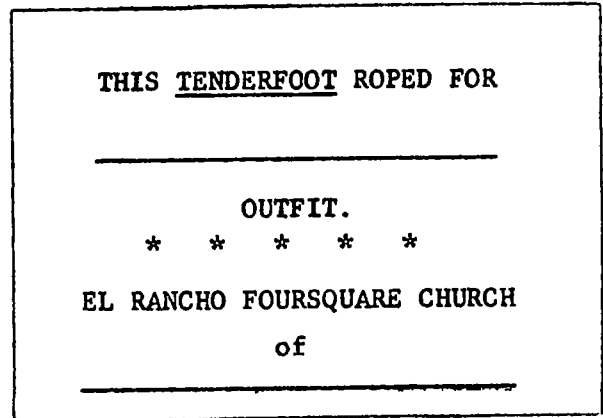
1. Ticket for a pony ride
2. Cook-out (class with 100% attendance)
3. Hay ride
4. Hay loft party
5. Cowboy or Cowgirl outfit
6. Barbecue
7. Riding the trail (hike)
8. Ranch survey (City boys and girls will love a trip to a large farm)



Mimeograph:
 Buckaroos...yellow hat
 Broncobusters...red hat
 Wranglers...green hat

(Figure 1)


"EVERYONE ROPE ONE" TAG



(Staple a loop of twine or cord
 to the card.)

(Figure 2)


DOGIE



(Figure 5)


(See next pages for
 figure 3 and 4.)

COVERED WAGON



(Figure 3)
18

s u m m e r



C
O
O
r
r
a
r

(Figure 4)

POSTER OR CARD IDEA

THE "NEIGHS" HAVE IT!


Common horse sense
will tell you that
we don't plan to
shut down
the
FOURSQUARE
SUNDAY
SCHOOL
during
JULY or
AUGUST
just because
it's vacation
time!

We'll be
looking for
you this
Sunday
in the
SUMMER CORRAL
at

(Church Address)



CARD IDEA



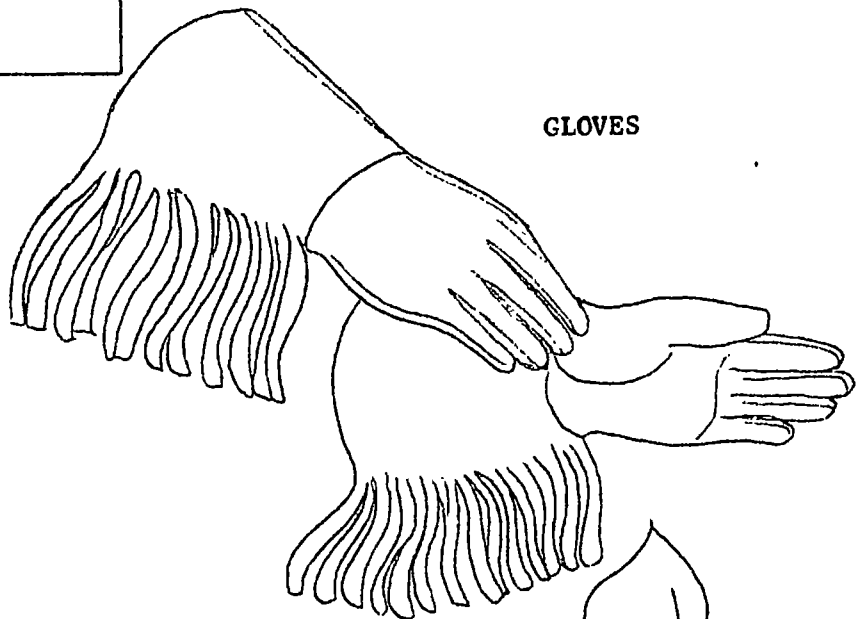
"He went thataway, podner,
hollerin' something about a
SUMMER CORRAL."

(Get a posse on his trail.
It takes the combined re-
sources of EVERY member to
make any drive successful.
See you Sunday.)

BOOTS



GLOVES



KERCHIEF

